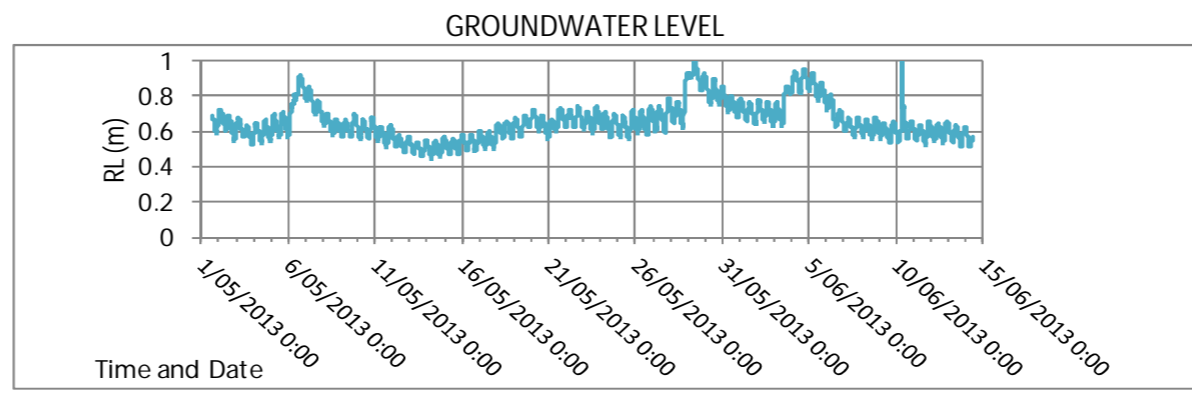
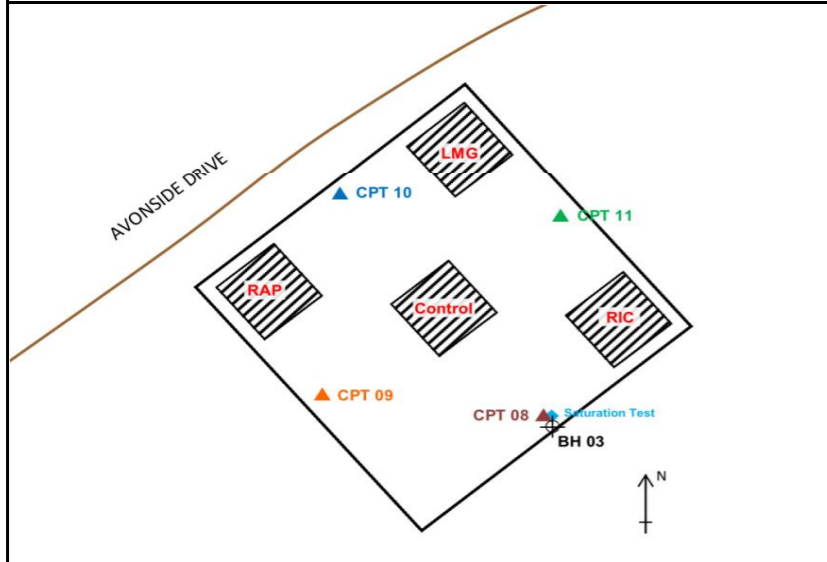



Sept '10 event    Feb '11 event    June '11 event

NOTE: For all analyses at this site, groundwater has been assumed to be 0.7 m below the ground surface.



**KEY**

- CPT 08 (blue line), CPT 09 (green line), CPT 10 (orange line), CPT 11 (red line)
- S-wave (green diamond), P-wave (blue diamond)
- Potential to liquefy (red), Unlikely to liquefy (green)

Sept '10 Event	PGA = 0.18g	Mw = 7.1
Feb '11 Event	PGA = 0.36g	Mw = 6.2
June '11 Event	PGA = 0.23g	Mw = 6.2



Ground Improvement Trials  
Site 4 (Avondale)  
T-Rex Test Area Ground Conditions

Location: Site 4  
Job No.: 52020.021  
Version No.: 2.1  
Figure No.: 2F4

Date: 16/07/2013  
Analysed by: KGN  
Checked by:

**DRAFT**